



COUNTY

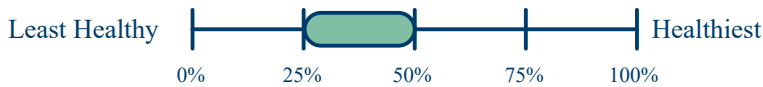
Duval, FL

Rank **#46** of 67 ranked counties in Florida

Health Outcomes

Health Outcomes tell us how long people live on average within a community, and how much physical and mental health people experience in a community while they are alive.

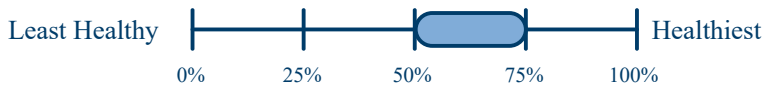
Duval (DU) is ranked in the lower middle range of counties in Florida (Lower 25%-50%).

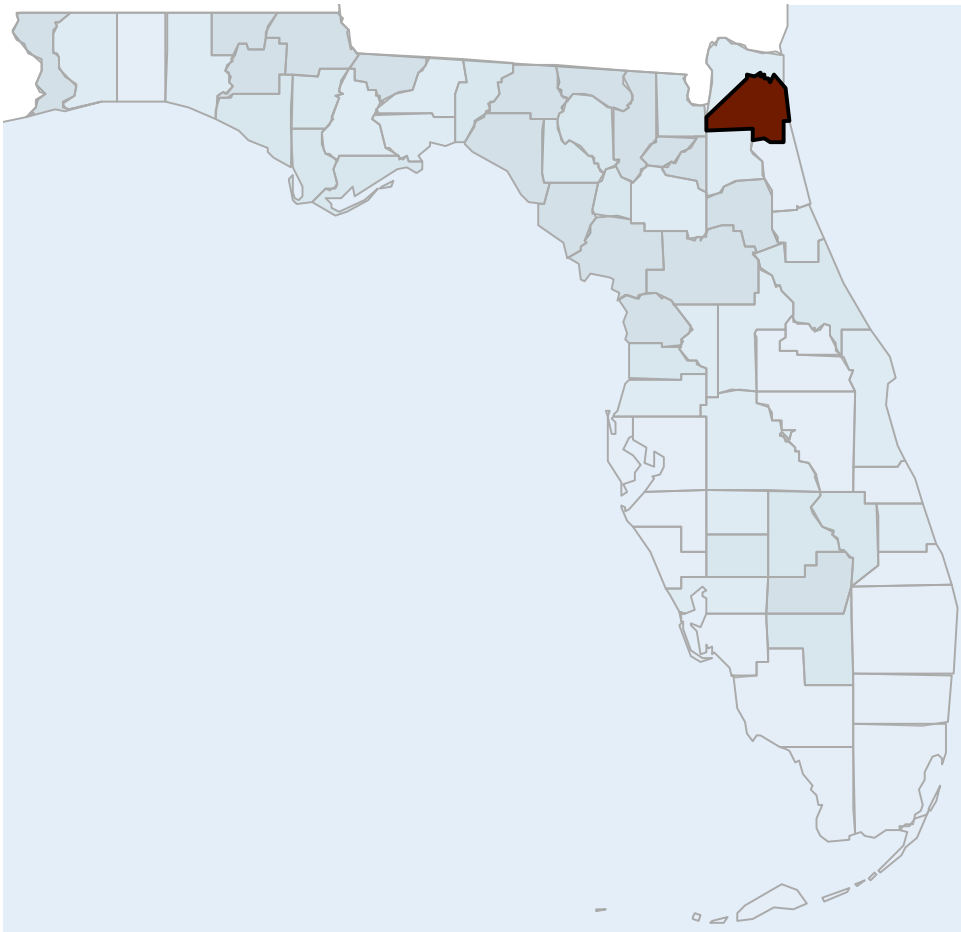


Health Factors

Many things influence how well and how long we live. Health Factors represent those things we can improve to live longer and healthier lives. They are indicators of the future health of our communities.

Duval (DU) is ranked in the higher middle range of counties in Florida (Higher 50%-75%).





County Demographics








The health of a place results from past and present policies and practices. The land known as Duval County, along with the entirety of the U.S., has been home for many thousands of years to hundreds of Indigenous nations. Native Land Digital "strives to create and foster conversations about the history of colonialism, Indigenous ways of knowing, and settler-Indigenous relations."






Duval County, Florida is Metropolitan (intersecting an urban core area of 50,000 or more population) and is connected to the city of Jacksonville. In Duval County, 2.9% of the population lives in a low population density area (500 or fewer people per square mile and less than 2,500 people). Duval County contains neighborhoods which experienced intentional disinvestment through Federal HOLC Redlining between 1935 and 1940.

Show More

County Snapshot

Show areas to explore Show areas of strength Trends Available

Health Outcomes					
Length of Life		Duval County	Florida	United States	—
Premature Death		10,200	7,500	7,300	▼
Quality of Life		Duval County	Florida	United States	—
Poor or Fair Health		16%	13%	12%	▼
Poor Physical Health Days		3.7	3.0	3.0	▼
Poor Mental Health Days		5.0	4.2	4.4	▼
Low Birthweight		10%	9%	8%	▼
Additional Health Outcomes (not included in overall ranking)					+
Health Factors					
Health Behaviors		Duval County	Florida	United States	—
Adult Smoking		19%	16%	16%	▼
Adult Obesity		35%	28%	32%	▼
Food Environment Index		7.3	6.9	7.0	▼
Physical Inactivity		28%	26%	22%	▼
Access to Exercise Opportunities		90%	88%	84%	▼
Excessive Drinking		19%	17%	19%	▼
Alcohol-Impaired Driving Deaths		27%	22%	27%	▼
Sexually Transmitted Infections		827.4	465.7	481.3	▼
Teen Births		26	18	19	▼
Additional Health Behaviors (not included in overall ranking)					+
Clinical Care		Duval County	Florida	United States	—
Uninsured		13%	15%	10%	▼
Primary Care Physicians		1,200:1	1,380:1	1,310:1	▼
Dentists		1,260:1	1,580:1	1,380:1	▼
Mental Health Providers		430:1	510:1	340:1	▼
Preventable Hospital Stays		3,681	3,186	2,809	▼

Mammography Screening		42%	40%	37%	▼
Flu Vaccinations		48%	49%	51%	▼
Additional Clinical Care (not included in overall ranking)					+
Social & Economic Factors		Duval County	Florida	United States	—
High School Completion		90%	89%	89%	▼
Some College		66%	64%	67%	▼
Unemployment		4.5%	4.6%	5.4%	▼
Children in Poverty		21%	18%	17%	▼
Income Inequality		4.4	4.6	4.9	▼
Children in Single-Parent Households		33%	28%	25%	▼
Social Associations		8.8	7.0	9.1	▼
Injury Deaths		112	87	76	▼
Additional Social & Economic Factors (not included in overall ranking)					+
Physical Environment		Duval County	Florida	United States	—
Air Pollution - Particulate Matter		8.6	7.8	7.4	▼
Drinking Water Violations		No			▼
Severe Housing Problems		16%	19%	17%	▼
Driving Alone to Work		77%	76%	73%	▼
Long Commute - Driving Alone		36%	43%	37%	▼
Additional Physical Environment (not included in overall ranking)					+

Note: Blank values reflect unreliable or missing data.